

Alfred's Basic Piano Library

Piano

Lesson Book

Level 4

Correlated materials to be used with *Lesson Book, Level 4*:

Title	Start on page	Title	Start on page
CLASSIC THEMES, Level 4	4	TECHNIC BOOK 4	4
DUET BOOK 4	4	THEORY BOOK 4	2
EAR TRAINING BOOK 4	4	TOP HITS! Solo Book 4	6
INTERMEDIATE MUSICIANSHIP, Book 2	*	TOP HITS! Christmas Book 4	*
JAZZ/ROCK COURSE, Level 4	3	TOP HITS! Duet Book 4	*
MERRY CHRISTMAS! Level 4	*	SHEET MUSIC SOLOS	
MUSICAL CONCEPTS BOOK 4	4	Mazurka	4
RECITAL BOOK 4	2	Old Tale	2
REPERTOIRE BOOK 4	4	Tender Moments	22
SIGHT READING BOOK 4	2	Topsy Turvy Rag	19

A General MIDI disk  (8556) and a Compact Disc  (14549) are available, which include a full piano recording and background accompaniment.

*Teacher's discretion.

Willard A. Palmer • Morton Manus • Amanda Vick Lethco



Alfred Music
P.O. Box 10003
Van Nuys, CA 91410-0003
alfred.com

Third Edition
Copyright © MM by Alfred Music
All rights reserved. Produced in USA.

No part of this book shall be reproduced, arranged, adapted, recorded, publicly performed, stored in a retrieval system, or transmitted by any means without written permission from the publisher. In order to comply with copyright laws, please apply for such written permission and/or license by contacting the publisher at alfred.com/permissions.

ISBN-10: 0-7390-0905-2
ISBN-13: 978-0-7390-0905-5


Illustrations by David Silverman (Painted by Cheryl Hennigar)

Eighth Note Triplets

When three notes are grouped together with a figure 3 above or below the notes, the group is called a **TRIPLET**.

The THREE NOTES of an
EIGHTH NOTE TRIPLET GROUP = ONE QUARTER NOTE.

When a piece contains triplets, count "TRIP-A-LET"
or "ONE & THEN"
or any way suggested by your teacher.



Practice these warm-ups before playing the next piece.

1

2 *mf*

3 *mf*

Haunted House



Andante moderato

*3rd time 8va segue**

* *SEGUE* means *continuing* (to the end, or until further instructions appear).


You are now ready to begin **EAR TRAINING** and **TECHNIC BOOKS**, Level 4.

Two-Part Writing

In some music, one hand must play two melodies that have notes of different time values, at the same time.

1st or principal part (the melody)

Play with RH.




2nd part (counter-melody)

Play with RH.



When both parts are written on ONE staff, the note-stems of the UPPER melody are turned UP, and the note-stems of the LOWER melody are turned DOWN. This is called TWO-PART WRITING.

Play with RH.



In the 6th measure, the upper (1st) part begins with the eighth note B. The lower (2nd) part has the same B, but it is a half note. Play the B only once, and hold it for the value of the half note while the upper melody continues.

In the 7th and 8th measures, both parts are the same. In this case the note is given two stems, but it is played only once.

Processional from Pomp and Circumstance No. 1

This is one of the most famous of all melodies. It is often played for royal coronation celebrations and graduation ceremonies.

Molto maestoso*

Sir Edward Elgar

**Molto* means "very." *Molto maestoso* means "very majestically."

The Primary Chords in B \flat Major

Reviewing the B \flat MAJOR SCALE, LH ascending.

KEY OF B \flat MAJOR
Key signature: 2 flats (B \flat & E \flat)

I
B \flat MAJOR

IV
E \flat MAJOR

V7
F7

The following positions are often used for smooth progressions:

I
B \flat MAJOR

IV
E \flat MAJOR

V7
F7

Play with RH as written, then with LH one octave lower.

RH 4 2 1, 5 3 1, 4 2 1, 4 3 1, 4 2 1, 4 3 1, 4 2 1

LH 1 3 5, 1 2 5, 1 3 5, 1 2 5, 1 3 5, 1 2 4, 1 3 5

I **IV** **I** **V7** (5th omitted) **I** **V7** (3rd omitted) **I**

He's Got the Whole World in His Hands



Moderately and rhythmically **Spiritual**

mf-pp

4 * 2, 2 1, 4 2 1, 5 3 1, 4 2 1, 2

4 3 1, 5 3 1, 4 3 1, 4

*Play pairs of eighth notes a bit unevenly, long-short.